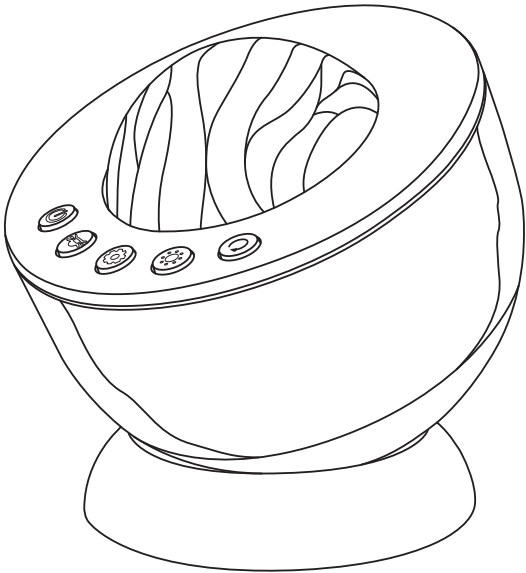


Galaxy Wave
Globe Light

Congratulations on your Enbrighten Galaxy Wave Globe Light! Transform your space with the vibrant colors and immersive modes of this tabletop projector with night light. *Please read through all instructions and safety warnings before use — hold onto this manual in case you need it later.*



Model:
84122

Thank you for your purchase!

Instructions
made easy



Read instructions or watch an easy-to-follow video.

Scan code or visit
byjasco.com/84122i.

Register your
product



Receive exclusive deals and register your product.

Scan code or visit
byjasco.com/deals.



Discover more innovative lighting at
www.enbrightenme.com.



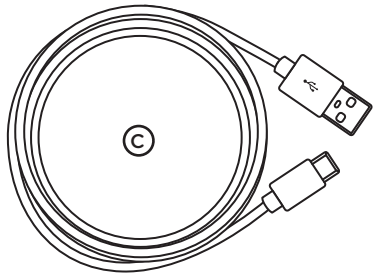
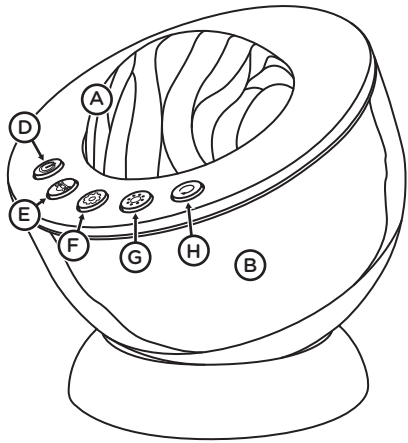
Like our product?
Leave a review on your favorite retailer website or amazon.com.



Having problems?
Let us know how we can help.
Call **1-800-225-0653**, M-F.

NIGHT LIGHT AND PROJECTOR

Night light mode contains colors inside the base while projection mode shines the effects onto the ceiling and wall.



- A. Projector

B. Night light

C. 5ft. USB-A to USB-C power cord (USB-A adapter not included)
- D. Power

E. Night light ON/OFF

F. Mode

G. Color

H. Speed

OPERATION



Projector Modes

Press and release to cycle through each mode. To change a mode's color, press and release the COLOR button.

Steady on	Stays on chosen color or color combination
Fade	Slowly fades through all colors and is not affected by pressing the COLORS button
Flash	Flashes through each color in the selected color combination
Cycle	Adds colors one by one, then fades and restarts
Pulse	Brightness slowly increases and decreases
Wave	Adds and removes colors one by one

Projector Light Dimming

Press and hold to cycle through five brightness levels, then release button once your preferred brightness level has been reached. The light will flash once upon reaching maximum or minimum brightness.



Projector Colors

Press and release to cycle through each color.

Order	Color
1	Green/Blue/White
2	Red/Green/Blue
3	Red/Green/White
4	Red/Blue/White
5	Red/Green/Blue/White
6	Red
7	Green
8	Blue
9	White
10	Red/Green
11	Red/Blue
12	Red/White
13	Green/Blue
14	Green/White
15	Blue/White

OPERATION



Night Light Dimming

Press and hold to cycle through five brightness levels, then release button once your preferred brightness level has been reached. The night light will flash once upon reaching maximum or minimum brightness.



Speed

Press and release to change how fast the lights move: stop, slow, medium, fast, faster.

Return to Factory Settings

Press and hold for 5 seconds. The night light will flash three times when reset is complete.

FCC

Supplier Declaration of Conformity | Model #: 84122 | Jasco Products Co., 10 E. Memorial Rd., Oklahoma City, OK 73114, www.byjasco.com

This device complies with Part 15 of the FCC Rules. Operation is subject to the following two conditions: (1) this device may not cause harmful interference, and (2) this device must accept any interference received, including interference that may cause undesired operation.

FCC NOTE: The manufacturer is not responsible for any radio or TV interference caused by unauthorized modifications to this equipment. Such modifications could void the user's authority to operate the equipment.

NOTE: This equipment has been tested and found to comply with the limits for a Class B digital device, pursuant to Part 15 of the FCC Rules. These limits are designed to provide reasonable protection against harmful interference in a residential installation. This equipment generates, uses and can radiate radio frequency energy and, if not installed and used in accordance with the instructions, may cause harmful interference to radio communications. However, there is no guarantee that interference will not occur in a particular installation. If this equipment does cause harmful interference to radio or television reception, which can be determined by turning the equipment off and on, the user is encouraged to try to correct the interference by one or more of the following measures:

- Reorient or relocate the receiving antenna.
- Increase the separation between the equipment and receiver.
- Connect the equipment into an outlet on a circuit different from that to which the receiver is connected.
- Consult the dealer or an experienced radio/TV technician for help.

IMPORTANT NOTE: To comply with the FCC RF exposure compliance requirements, no change to the antenna or the device is permitted. Any change to the antenna or the device could result in the device exceeding the RF exposure requirements and void user's authority to operate the device.

OPERATION

Insert the USB-C cable into the projector and a USB-A 5V, 2A minimum port or adapter (not included). Position the light at any angle using the base or sit the light upright on a flat surface without the base.

Button Functions



Power

Press and release to turn the projector on or off.

Projector and Night Light OFF

Press and hold for 2-3 seconds to turn off the projector and night light simultaneously.

Memory Function

When light is turned off and on again, it will return to the last mode and/or color scheme used.



Night Light ON/OFF

Press and hold for 2-3 seconds to turn night light on or off. Alternately, once at least 30 seconds have passed after color selection, the night light can be quickly turned off with a quick press of the button.

Night Light Color Selection

Press and release within 30 seconds of turning night light on to cycle through each color.

Order	Color
1	Color Blend
2	Red
3	Green
4	Blue
5	White
6	Orange
7	Purple
8	Cyan
9	Pink

WARRANTY INFORMATION

IMPORTANT — PLEASE READ

Refer to the manual or visit www.byjasco.com for limitations and restrictions on warranties and the product registration information.

This Jasco product has a 1-year limited warranty. Please contact our U.S.-based Consumer Care at 1-800-225-0653 (option 1), M-F or www.enbrightenme.com/warranty if the unit should prove defective within the warranty period.

WARNINGS

- THIS PRODUCT IS NOT A TOY AND IS NOT INTENDED FOR USE BY CHILDREN. ADULT SUPERVISION IS REQUIRED AT ALL TIMES WHEN CHILDREN ARE NEARBY.
- USE INDOORS ONLY. DO NOT EXPOSE THIS PRODUCT TO RAIN, MOISTURE OR WATER UNDER ANY CIRCUMSTANCES.
- UNDER NO CIRCUMSTANCES SHALL ATTEMPTS BE MADE TO OPEN THE PROTECTIVE HOUSING OR OPERATE THE DEVICE IF THE PRODUCT HAS BEEN DAMAGED.
- AS WITH ALL BRIGHT LIGHT SOURCES, WHEN YOU OPERATE THIS DEVICE IN UNSUPERVISED GENERAL PUBLIC AREAS, IT IS RECOMMENDED THAT UP-CLOSE ACCESS TO THE LIGHT BE RESTRICTED OR PREVENTED AND THE BEAMS BE DIRECTED INTO LOCATIONS WHERE PERSONS ARE NOT EXPECTED.
- IT IS THE OWNER/OPERATOR'S RESPONSIBILITY TO USE THIS DEVICE IN COMPLIANCE WITH LOCAL LAWS.

MADE IN THAILAND

Distributed by Jasco Products Company LLC,
10 E. Memorial Rd., Oklahoma City, OK 73114.

©JASCO 2025 | 84122 | 03/12/25 v1

PATENTS/PATENTS PENDING
WWW.BYJASCO.COM/PATENTS