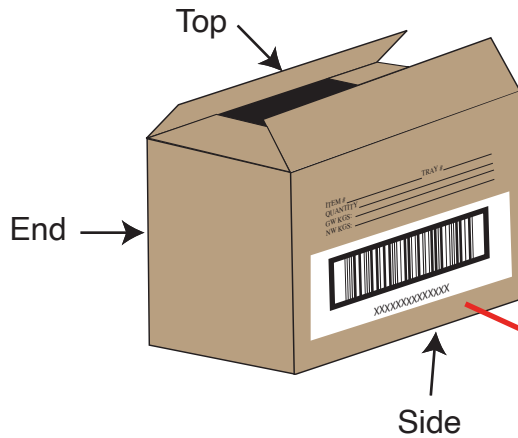


# A

## Inner Carton (If applicable)



Print the Bar Code information  
black on a white label  
This example is for Position Only.  
Please Insert the correct Bar Code #

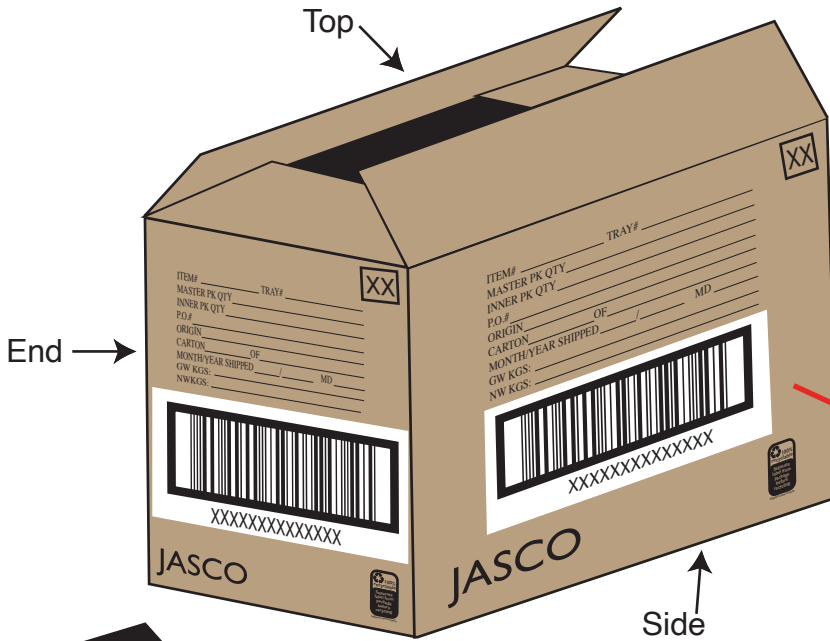
ITEM# \_\_\_\_\_ TRAY # \_\_\_\_\_  
QUANTITY \_\_\_\_\_  
GW KGS: \_\_\_\_\_  
NW KGS: \_\_\_\_\_



XXXXXXXXXXXXXXXX

# B

## Master Carton



Print the Bar Code information black on a white label  
This example is for Position Only.  
Please Insert the correct Bar Code #

**45 lb.  
Limit**

XX

For Position Only - Insert the last 2 digits of the correct GTIN Bar Code #

ITEM# \_\_\_\_\_ TRAY# \_\_\_\_\_  
 MASTER PK QTY \_\_\_\_\_  
 INNER PK QTY \_\_\_\_\_  
 P.O.# \_\_\_\_\_  
 ORIGIN \_\_\_\_\_  
 CARTON \_\_\_\_\_ OF \_\_\_\_\_  
 MONTH/YEAR SHIPPED \_\_\_\_ / \_\_\_\_ MD \_\_\_\_  
 GW KGS: \_\_\_\_\_  
 NW KGS: \_\_\_\_\_

XXXXXXXXXXXXXXXXXX

Print the Bar Code information black on a white label  
This example is for Position Only.  
Please Insert the correct Bar Code #



XXXXXXXXXXXXXXXXXX

**JASCO**



# C

## Tray Pack with Over Box

This is an example of a tray over box. The tray design will vary depending on the product.



Print the Bar Code information black on a white label  
This example is for Position Only.  
Please Insert the correct Bar Code #

For Position Only  
Insert the last 2  
digits of the correct  
GTIN Bar Code #

XXXXXXXXXXXXXXXXXX

XX

ITEM# \_\_\_\_\_ TRAY# \_\_\_\_\_  
 MASTER PK QTY \_\_\_\_\_  
 INNER PK QTY \_\_\_\_\_  
 P.O.# \_\_\_\_\_  
 ORIGIN \_\_\_\_\_  
 CARTON \_\_\_\_\_ OF \_\_\_\_\_  
 MONTH/YEAR SHIPPED \_\_\_\_ / \_\_\_\_ MD \_\_\_\_  
 GW KGS: \_\_\_\_\_  
 NW KGS: \_\_\_\_\_

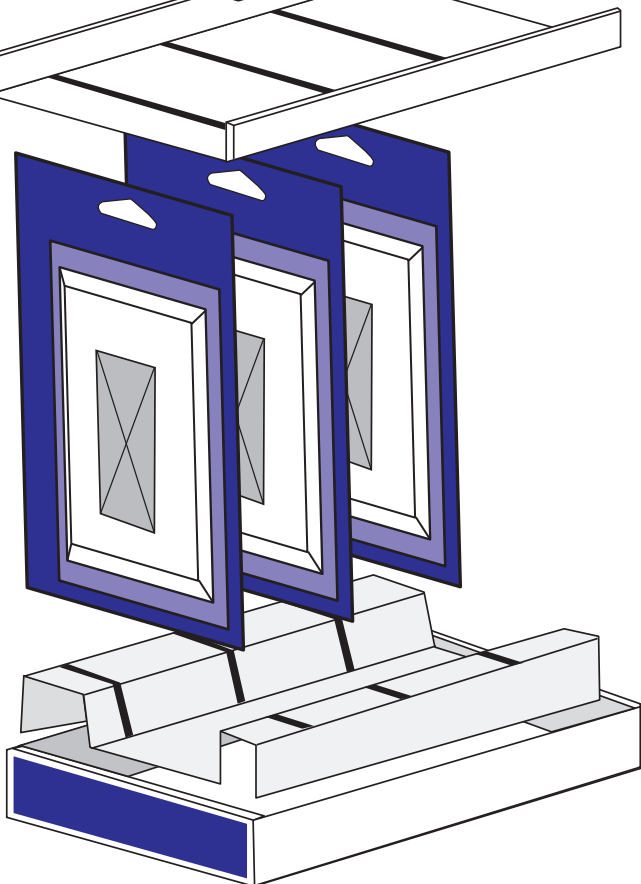


XXXXXXXXXXXXXXXXXX

JASCO

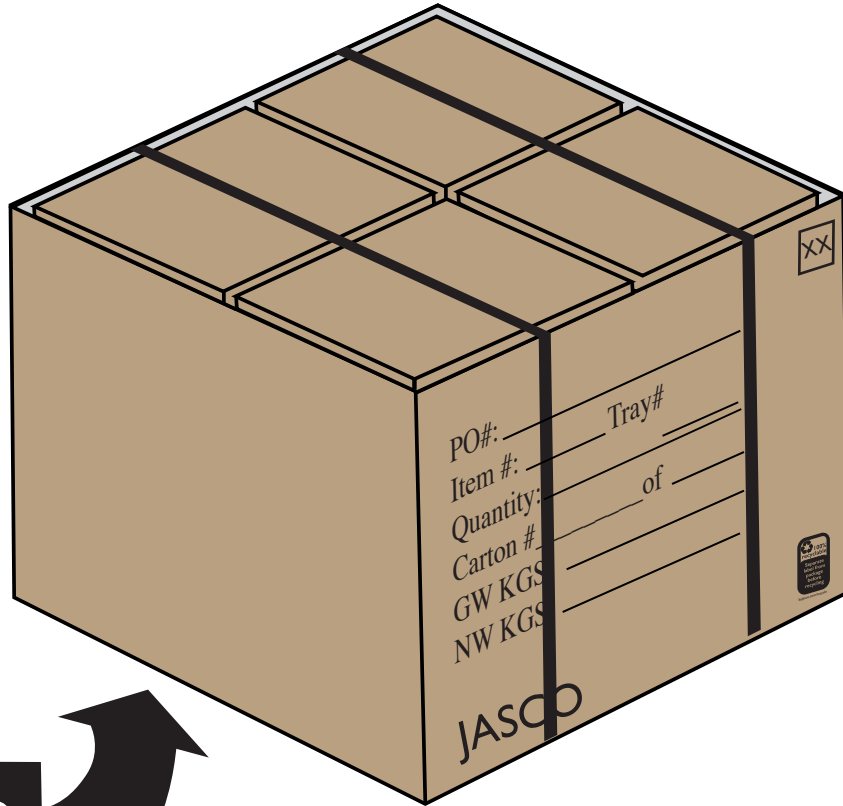


Print the Bar Code information black on a white label  
This example is for Position Only.  
Please Insert the correct Bar Code #



# D

## Open Top Transit Box



**45 lb.  
Limit**

XX

For Position Only  
Insert the last 2 digits  
of the correct Master  
Ctn GTIN Bar Code #

XXXXXXXXXXXXXXXXXX

PO#: \_\_\_\_\_  
 Item #: \_\_\_\_\_ Tray# \_\_\_\_\_  
 Quantity: \_\_\_\_\_  
 Carton # \_\_\_\_\_ of \_\_\_\_\_  
 GW KGS: \_\_\_\_\_  
 NW KGS: \_\_\_\_\_

**JASCO**

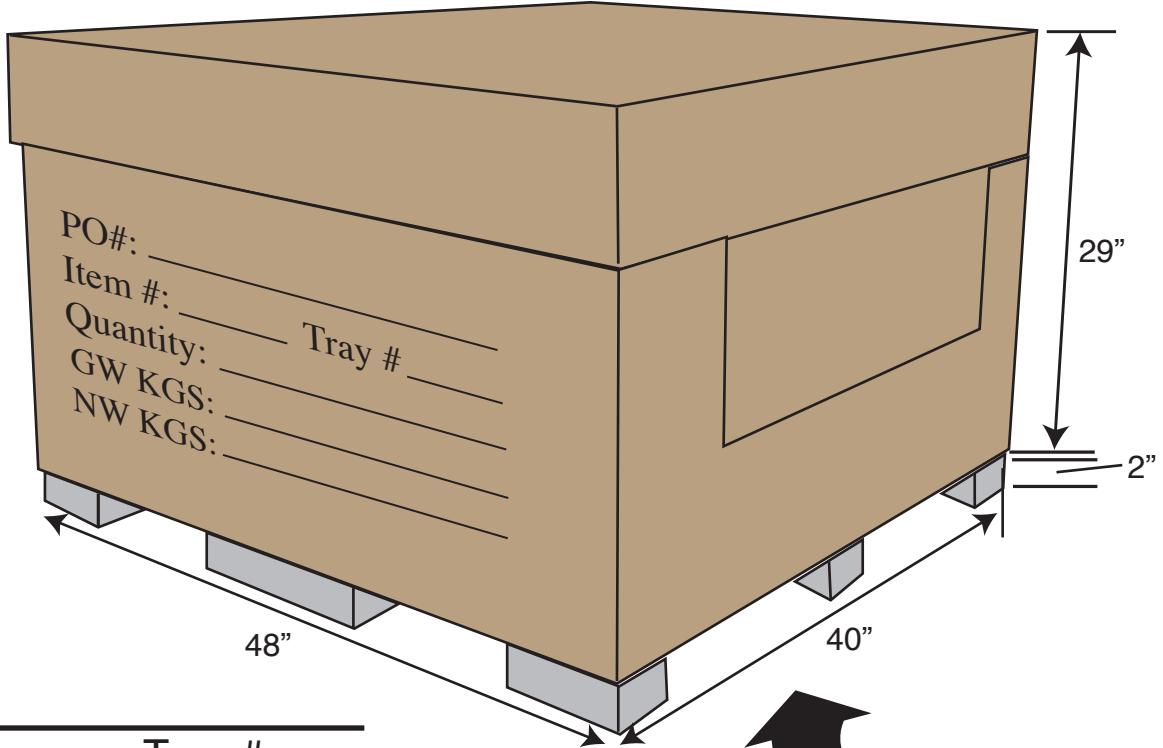


# E

## Big Box with feet

Maximum Dims

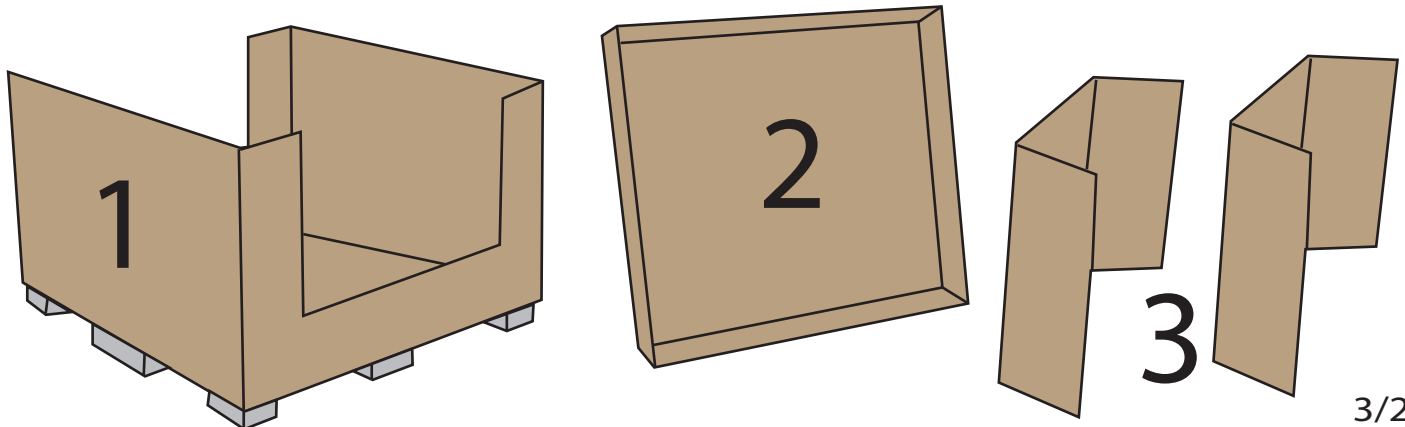
29" (+ 2" feet) H x 40"L x 48" D



PO #: \_\_\_\_\_  
Item #: \_\_\_\_\_ Tray #: \_\_\_\_\_  
Quantity: \_\_\_\_\_  
GW KGS: \_\_\_\_\_  
NW KGS: \_\_\_\_\_

**300 lb.  
Limit**

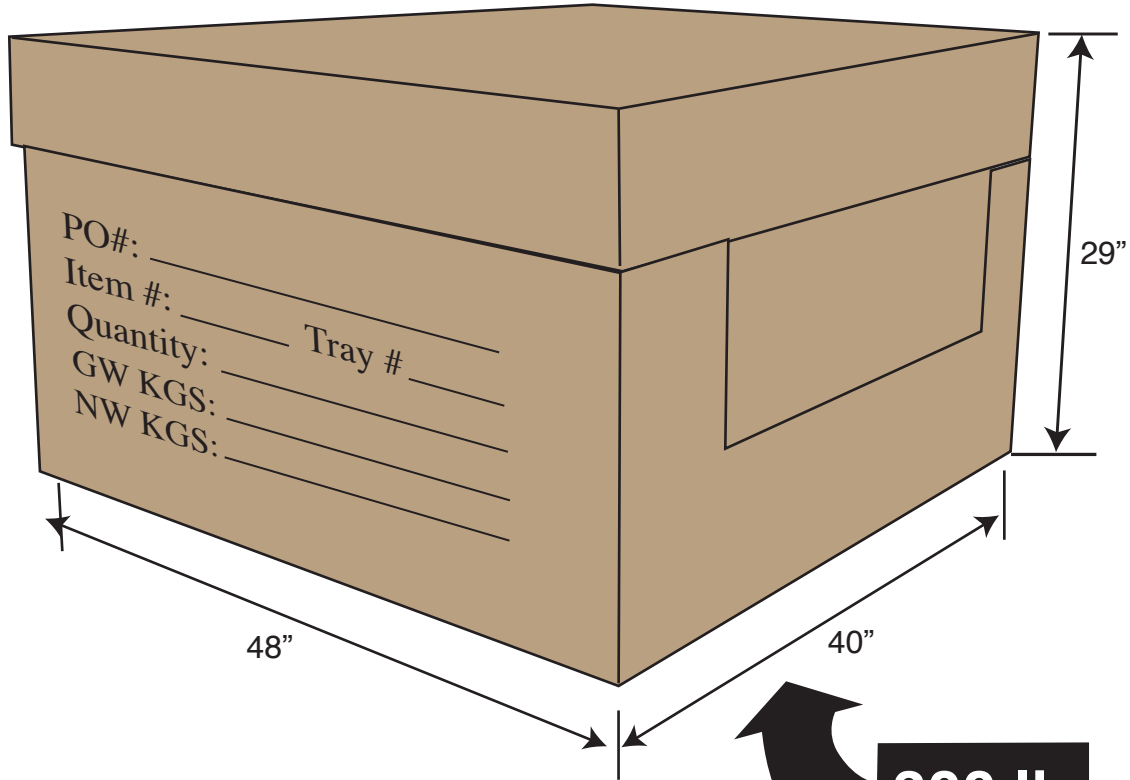
This diagram shows the separate pieces of the box:  
1) the main box with feet attached at the bottom  
2) the Lid  
3) the inserts which cover the cut out part of the main box during shipment



# F

## Big Box No feet

Maximum Dims  
29" H x 40"L x 48" D



PO #: \_\_\_\_\_  
Item #: \_\_\_\_\_ Tray #: \_\_\_\_\_  
Quantity: \_\_\_\_\_  
GW KGS: \_\_\_\_\_  
NW KGS: \_\_\_\_\_

**300 lb.  
Limit**

This diagram shows the separate pieces of the box:  
1) the main box  
2) the Lid  
3) the inserts which cover the cut out part of the main box during shipment

