

**Thank you for
your purchase**

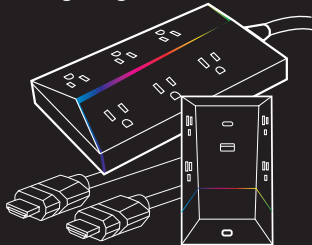
EXCLUSIVE DEALS

For deals, to register your purchase and to tell us how we're doing, simply scan the code or visit byjasco.com/deals.



EXPLORE MORE TITAN PRODUCTS

Sunge protectors, HDMI cables and more at titangamingtech.com



T I T A N



Like our product?
Leave a review on your favorite retailer website or amazon.com.



Having problems?
Let us know how we can help. Call 1-800-654-8483 between 7AM-8PM, M-F, Central Time.

DESIGNED IN THE USA

MADE IN CHINA

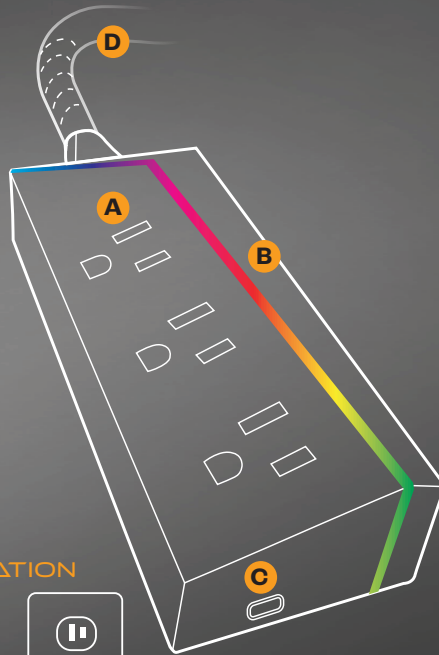
Titan is a trademark of Jasco Products Company and is under license by Jasco LLC, 10 E. Memorial Rd., Oklahoma City, OK 73114.

This Jasco product comes with a limited-lifetime warranty. Visit www.byjasco.com for warranty details.

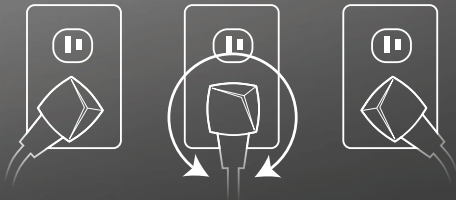
Questions? Contact our U.S.-based Consumer Care at 1-800-654-8483 between 7AM-8PM, M-F, Central Time.

POWER STRIP

- A. Grounded Outlets
- B. Color-Changing LED
- C. Capacitive Touch Button
- D. Braided Cond



360° PLUG ROTATION



Adjust plug to desired angle, then insert into wall outlet.

INSTRUCTIONS

- 1 Plug your Titan extension cord into a standard grounding duplex wall receptacle. Ensure there are no exposed conductors.
- 2 Turn off gaming equipment before plugging into the extension cord. Do not use extension cords to connect equipment to the power strip.
- 3 The extension cord is now providing power.
- 4 Gaming equipment can now be turned on.
- 5 Press the capacitive touch button to select one of the many colorful LED light options or set it to cycle through the full spectrum of hues. Hold button for two seconds to turn OFF.



See how it works

Scan code or visit
byjasco.com/57354i

SJT-B 3-Conductor	16AWG
Maximum Amps	13
Electrical Rating	125VAC
Maximum Watts	1625

ATTENTION: INSTRUCTIONS FOR PROPER USE

- Fully extend before using.
- Use only within electrical rating marked on this cord.
- Unplug when not in use (grasp plug, not cord, to unplug from outlet).
- Do not splice, repair or modify extension cords.

DO NOT PLUG MORE THAN TOTAL OF 1625 WATTS INTO THIS CORD

To find total Watts being used if Watts not marked on appliance, multiply ampere rating on nameplate by 125 to determine equivalent Watts. Add determined Watts for each connected appliance or lamp (sum of Watts on bulbs) to find total Watts being used.

⚠ CAUTION

TO REDUCE THE RISK OF FIRE OR ELECTRIC SHOCK, DO NOT USE THIS DEVICE WITH A RECEPTACLE IN WHICH THE SLOT OPENINGS DO NOT ALIGN WITH THE BLADES. NOT FOR USE WITH GROUND-FAULT CIRCUIT-INTERRUPTER RECEPTACLES OR RECEPTACLES WITH INDICATOR LIGHTS OR CONTROLS.

⚠ WARNING

RISK OF ELECTRIC SHOCK

- DO NOT USE IN WET LOCATIONS
- KEEP CHILDREN AWAY
- USE INDOORS ONLY
- FULLY INSERT PLUG

RISK OF FIRE

- DO NOT EXCEED ELECTRICAL RATINGS

NOT FOR USE WITH

- AQUARIUMS OR OTHER WATER-RELATED PRODUCTS
- GENERATORS AND POWER INVERTERS
- MEDICAL LIFE-SUPPORT PRODUCTS

