

24763-1



Ultra-Flat Digital Amplified Antenna User's Manual



Introduction:

The 24763 Ultra-Flat Digital Amplified Antenna is specially designed to receive digital and analog terrestrial broadcasted TV signals. The compact and stylish design will blend in with any décor.

Important Safety Instructions:

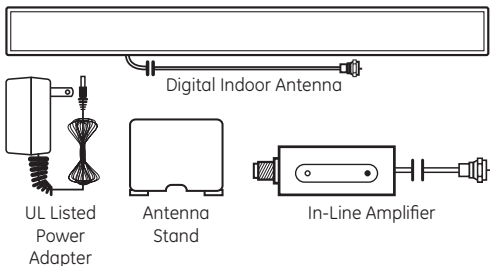
- Use only the supplied UL Listed Power Adapter
- This Antenna is for indoor use only
- Do not install in wet locations or locations that can get wet

Features:

- VHF 170-220 MHz
- UHF 470-700 MHz
- Impedance 75 Ohm
- Gain 20dB
- Stylish Slim Profile

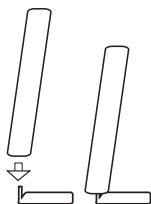
Package Contents:

- Digital Indoor Antenna
- Antenna Stand
- In-Line Amplifier
- UL Listed Power Adapter
- Users Manual



Antenna Assembly:

1. Remove contents from the box
2. Attach the stand to the back of the antenna



- i. Be sure the coax cable is positioned between the stand and the back of the antenna
- ii. Slide the stand into the slots on the back of the antenna until the bottom of the stand is flush with the bottom of the antenna
- iii. Push the coax cable into the channel on the bottom of the stand

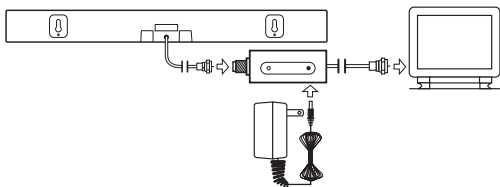
until the cable is flush with the bottom of the stand

4. Remove the protective film from the face of the antenna

Note: Antenna may also be mounted to a wall using the keyholes on the back of the antenna.

Installation:

1. Attach the coax cable from the antenna to the in-line amplifier input labeled "ANT IN"
2. Connect the coax cable from the in-line amplifier labeled "TO TV" to the back of the TV
3. Connect the DC plug from the Power Adapter into the in-line amplifier



4. Plug the Power Adapter into an AC outlet
5. Turn on your TV
6. Scan for your local TV channels following the instructions found in your TV's users manual

Helpful Tip 1:

To ensure you receive the maximum number of channels you may want to experiment re-positioning the antenna and re-scanning for channels. You may want to mount your antenna

using the included hardware above your TV for best reception.

Helpful Tip 2:

Place or mount the antenna as high as possible or near a window.

Helpful Tip 3:

Visit www.antennaweb.org to determine the available television stations and location of the broadcast towers in your area.

**FOR FURTHER ASSISTANCE CALL (800) 654-8483
FOR TECHNICAL SUPPORT.**



is a trademark of the General Electric Company and is under license by Jasco Products Company LLC, 10 E. Memorial Road, Oklahoma City, OK 73114.

This Jasco product comes with a 1-year limited warranty. Visit www.jascoproducts.com for details.