

35671 v1 05/11/17

eco SURVIVOR® USB Battery Pack

WARNING: RISK OF FIRE AND SHOCK

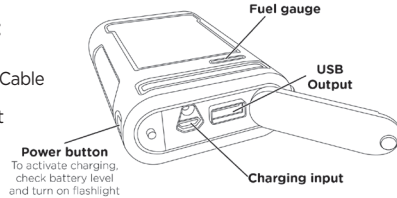
RISK OF FIRE

- **AVOID** PLACING THE USB BATTERY PACK IN DIRECT SUNLIGHT, NEAR A HEATER OR OTHER LOCATIONS OF EXTREME TEMPERATURES.
- **DO NOT** CONTINUE USING OR ATTEMPT TO CHARGE THE USB BATTERY PACK IF IT HAS BEEN PUNCTURED, CRUSHED, DEFORMED, DAMAGED OR IF IT EXHIBITS ANY ABNORMAL CHARACTERISTICS SUCH AS EXCESSIVE HEATING, SWELLING OR IF IT EMITS AN ODOR.
- USE **ONLY** IN DRY LOCATIONS. **NEVER** IMMERSE THE UNIT IN LIQUIDS.
- **DO NOT** OPERATE THE USB BATTERY PACK NEAR FLAMMABLE MATERIALS, FUMES OR GASES.
- USE **ONLY** A USB POWER SUPPLY WITH A 5.0V OUTPUT OR COMPUTER USB PORT TO CHARGE THE USB BATTERY PACK.
- **DO NOT** OPEN THE USB BATTERY PACK. THERE ARE NO USER SERVICABLE PARTS.
- TO AVOID AND EXPLOSION OR EXPOSURE TO TOXIC FUMES, **DO NOT** DISPOSE OF THE USB BATTERY PACK IN A FIRE.
- **USE** A MILD SOAP AND WATER SHOULD THE BATTERY CONTENTS COME INTO CONTACT WITH THE SKIN.
- **RINSE** EYES WITH CLEAN RUNNING WATER SHOULD THE BATTERY CONTENTS COME INTO CONTACT WITH THE EYES AND SEEK MEDICAL ATTENTION.
- **KEEP AWAY FROM CHILDREN.** THE USB BATTERY PACK IS NOT A TOY.
- **DO NOT** DROP THE USB BATTERY PACK.

Thank you for purchasing your new USB Battery Pack. Its convenience and practicality make it ideal for travel. No matter where you are or where you are going, take this power pack on the go. Easily charge your smartphones, tablets, smartwatches and other mobile devices anytime and anywhere.

Package contents:

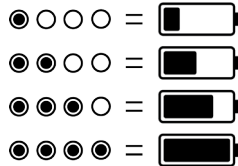
- USB Battery Pack
- 2ft Micro USB Charging Cable
- Instruction Manual
- EcoSurvivor Pamphlet



Fuel Gauge

Press the power button on the USB Battery Pack to see battery level.

NOTE: Push power button twice to turn on flashlight.

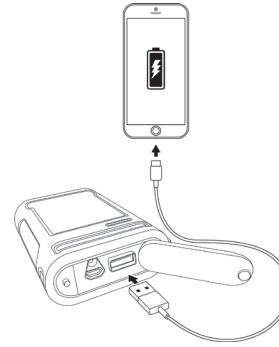


Charging the USB Battery Pack

When the USB Battery Pack needs to be recharged, insert the provided Micro USB cable into the Micro USB charging port on the battery pack. Insert the opposite end of the USB cable into a USB power source. When the USB Battery Pack is fully charged all 4 LEDs will illuminate.

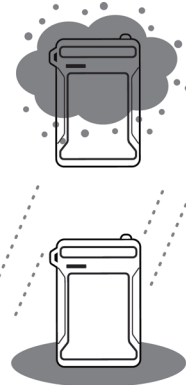
Charging your device

Using your own cable, plug the USB A into the USB Battery Pack and the other end into your device. Once the device is connected press the power button on the battery pack and charging will begin.



IP66 Rating - Dust and Water Resistant

Dust tight - Totally protected against dust ingress.



Water resistant - Designed and tested to withstand rugged exposure. NOT designed to be directly submerged in liquid.

FCC Statement:

This device complies with part 15 of the FCC rules. Operation is subject to the following two conditions:

(1) this device may not cause harmful interference, and (2) this device must accept any interference received, including interference that may cause undesired operation.

FCC NOTE: The manufacturer is not responsible for any radio or TV interference caused by unauthorized modifications to this equipment. Such modifications could void the user's authority to operate the equipment.

NOTE: This equipment has been tested and found to comply with the limits for a Class B digital device, pursuant to Part 15 of the FCC Rules. These limits are designed to provide reasonable protection against harmful interference in a residential installation. This equipment generates, uses and can radiate radio frequency energy and, if not installed and used in accordance with the instructions may cause harmful interference to radio communications. However, there is no guarantee that interference will not occur in a particular installation. If this equipment does cause harmful interference to radio or television reception, which can be determined by turning the equipment off and on, the user is encouraged to try to correct the interference by one or more of the following measures:

- Reorient or relocate the receiving antenna.
- Increase the separation between the equipment and receiver.
- Connect the equipment into an outlet on a circuit different from that to which the receiver is connected.
- Consult the dealer or an experienced radio/TV technician for help.

CAN ICES-3(B)/NMB-3(B)

Battery Disposal:

The USB Battery Pack contains a lithium ion battery. Follow all applicable state and federal laws for battery disposal and recycling. Do not dispose of the USB Battery Pack in the garbage. Take it to your local battery recycling center.

MADE IN CHINA

DISTRIBUTED BY JASCO PRODUCTS COMPANY LLC,
10 E. MEMORIAL RD., OKLAHOMA CITY, OK 73114.

This Jasco product comes with a 1-year limited warranty. Visit www.byjasco.com for warranty details.

Questions? Contact us at 1-800-654-8483
between 7:00AM—8:00PM CST.



RECYCLABLE